

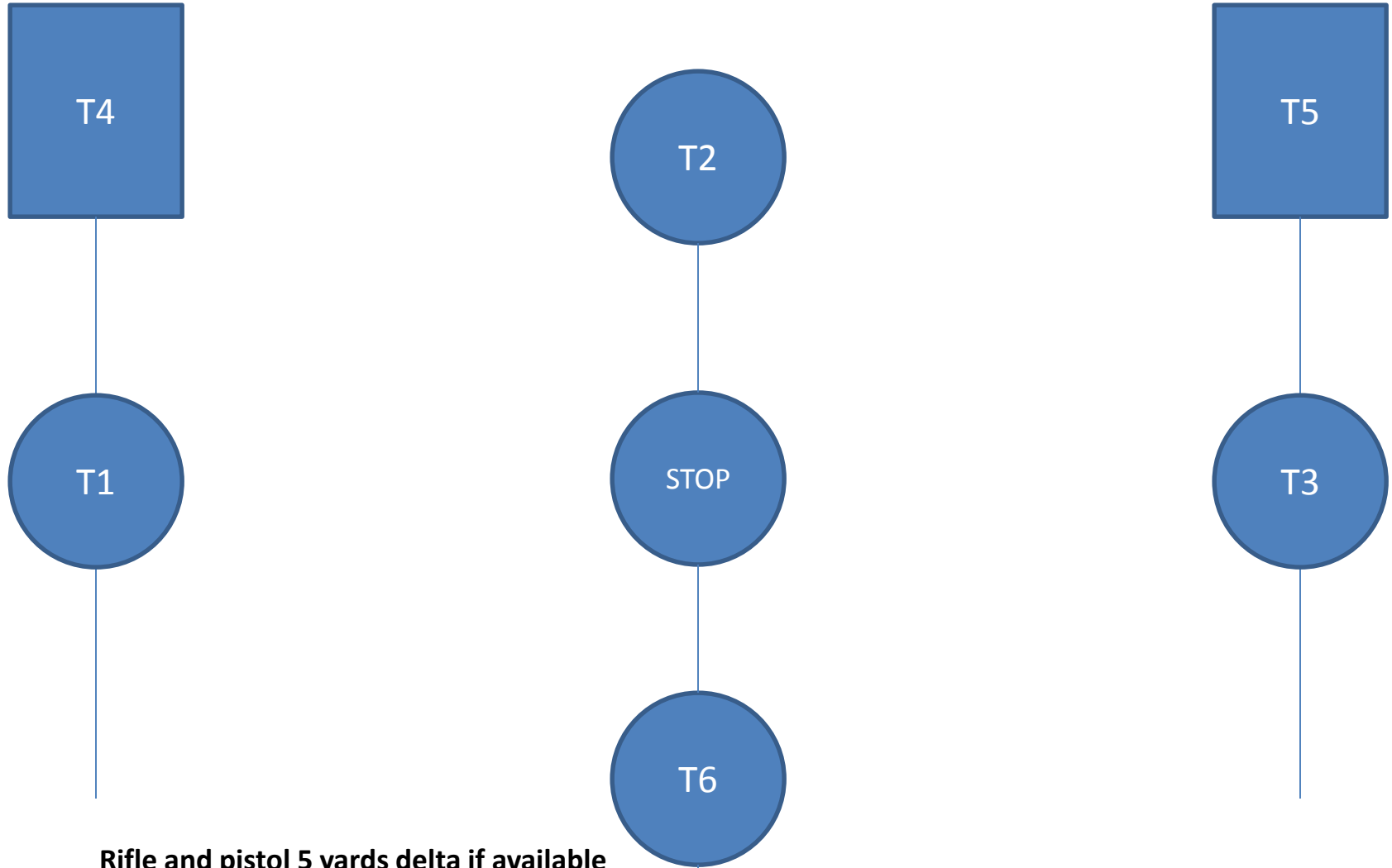
## Easy Money – 4 Shots

Distance = 10-15 yards or whatever target area allows.  
Difference between rifle and pistol, if available = 5 yards



Starting at low ready, shooter engages, in order, targets T1 through T3, ending on stop plate

## Dizzy Double Taps – 10 Shots



Rifle and pistol 5 yards delta if available

Left and right target trees at max distance (15 yards if available)

Middle target tree at 12 yards (3 yards delta from rear target trees)

Starting at low ready, shooter engages IN ORDER, targets T1 through T6 with double-taps on T4 and T5,  
Ending on Stop plate

## **Classifier (Pit #3) – 5 Shots**

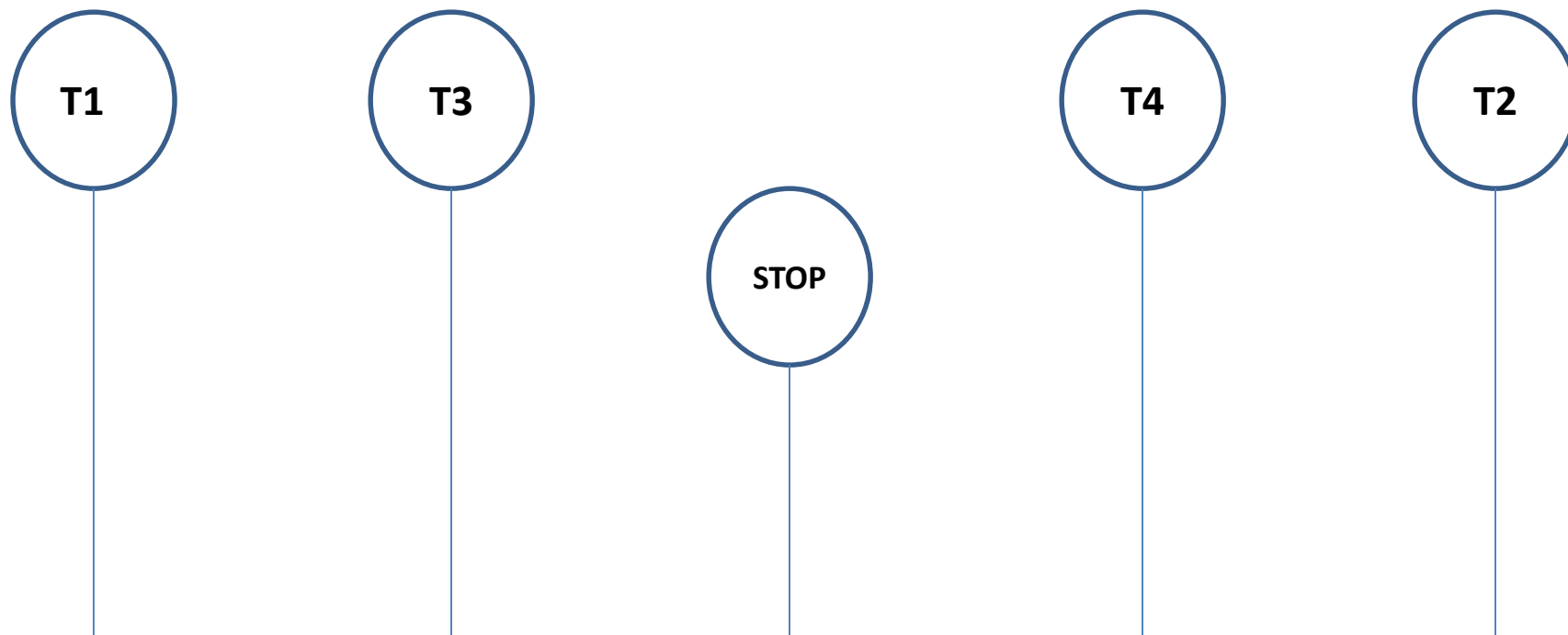
**Rear Targets at 15 yards or available range**

**Forward target to be 3 yards closer to shooter than rear targets or 12 yards**

**If available:**

**15 yards for Rifle**

**10 yards for Pistol**



**Start Position is low ready, centered.**

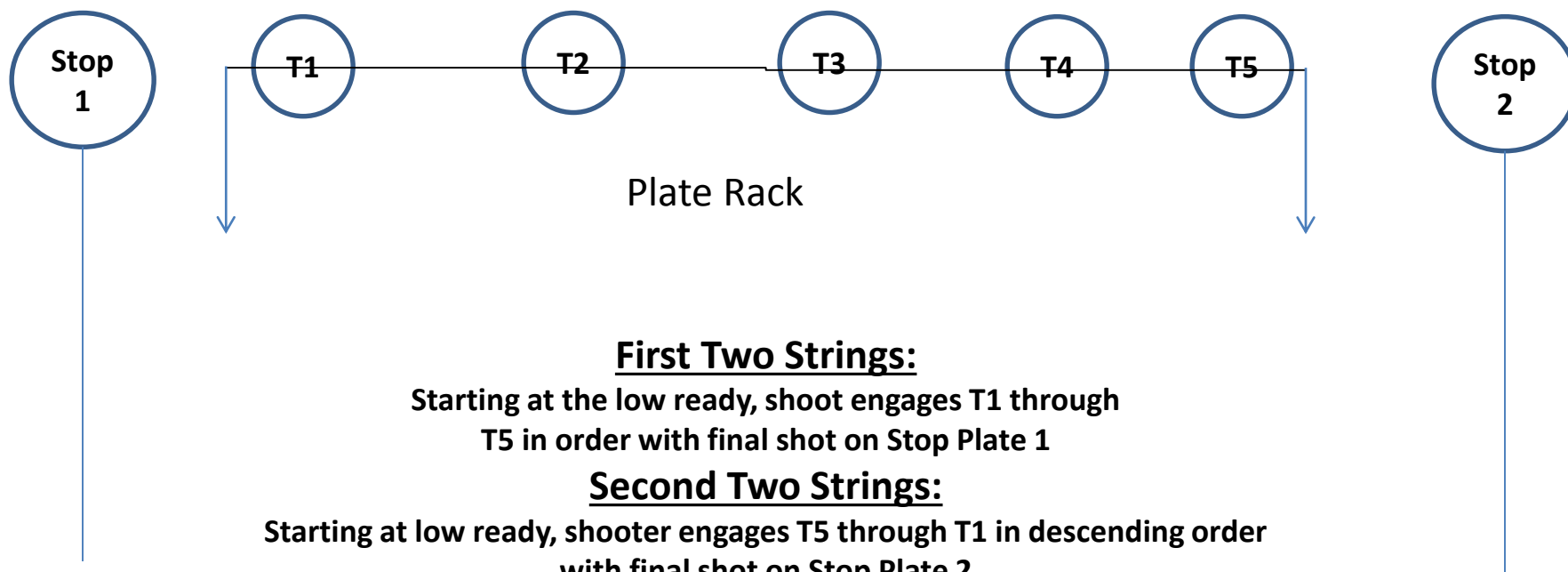
**This is a classifier and will be the same stage in same  
pit for three matches.**

**Starting with T1 through T4 in numerical order with STOP plate last.**

## Let's See What You Have (Shoot-House) – 6 shots

Same range for pistol and rifle

Stop plates to be 2 yards from each plate rack end plate



### First Two Strings:

Starting at the low ready, shooter engages T1 through T5 in order with final shot on Stop Plate 1

### Second Two Strings:

Starting at low ready, shooter engages T5 through T1 in descending order with final shot on Stop Plate 2

### Fifth String:

Starting at low ready, shooter has the choice of repeating order of first two or second two strings (shooter must declare order prior to “ready”)